



PRODUCT
CATALOGUE
~ 2020 ~



Stunning World of **New Generation**
Strong Stylish Royal Safety Doors





WELCOME to **KINGS** SAFETY STEEL DOORSS
Powered by **MS** SAFETY DOORS.

ABOUT US

We, MS Safety Doors, began our operations in the year 2008 as Manufacturer, Supplier and Exporter of a varying extent of Steel Security Doors, Stainless Steel Doors. Post manufacturing, these doors are subjected to distinctive levels of quality tests. The degree made available in the business division by us is far reaching of Interior Steel Doors, Stainless Steel Doors, Bathroom Doors and Safety Doors. What's more, moreover we similarly give an installation service to our client.

These doors are Water Proof, Termite Proof, Fire Proof, Burglar Proof and at same time gives an Asthetic wooden look and feel.

These MS Safety Doors have in all 13 Locks with 4 Set of Non duplicatable keys. The doors have no scope for anyone other than the key OWNER to enter the House/ Apartment. Installation in a span of 1-2 Hours. With no damage to the finished wall and space.

We have till date supplied more than 5,00,000 Doors in India and have garnered an overwhelming response. Thus paving a foot forward we initiate to enter deep in the Indian market where every house has a 100% safety towards external factors.

Our Franchise partner will be with Us for the Entire Palghar District.



Conceal Hinges :

Adopts the inbuilt concealed hinges with advance craftwork without adjustable, which makes the structure more steady.



Rubber Seal



Peephole



New Type Lock with LED :

Adapt the anti theft side with inbuilt LED on its handle which helps in opening the lock in dark too without facing inconvenience.



Slide Lock Points :

Reinforced side lock points can make the clients feel more safety and convenient as it locks the door more safely. Also helps the frame and the leaf connected more suitably, with more security function.



Surface Treatment :

The surface through heating phosphatization treatment has a strong effects on Acid Resistance and Alkali Resistance. With Ultraviolet Resistance Powder and Environmental Protection Lacquer, the door surface looks lustrously bright





Handle

5-way Multi-Point Locking

New-Style Reinforced Hinge



SINGLE DOOR

Specifications

Opening Direction - Left to Right

Door Frame Height - 2050mm/2350mm

Door Frame Width - 860mm/960mm/1050mm

Door Leaf Thickness - 50mm/70mm/90mm



ANGELO



ARCTIQ



DONATO



DIAMOND DONATO



SIROCCO



DIGNITY





WINDOW DOOR

Specifications

Opening Direction - Left to Right
Door Frame Height - 2050mm/2350mm
Door Frame Width - 960mm/1050mm
Door Leaf Thickness - 70mm



WINDOW DOOR BLAZE



WINDOW DOOR
SAFETY GRILL NATURAL



WINDOW DOOR KAGE



SINGLE / WINDOW DOOR



NEW LAUNCH



SINGLE DOOR
CHOCOLATE PATTERN



SINGLE DOOR
WENGE




SINGLE DOOR
BLACK SQUARE



SINGLE DOOR
CLASSICAL



WINDOW DOOR
SAFETY GRILL WENGE



WINDOW DOOR
SAFETY GRILL NATURAL






MOTHER & SON DOOR

Specifications

Opening Direction - Left or Right
Door Frame Height - 2050mm/2350mm
Door Frame Width - 1200mm
Door Leaf Thickness 70mm



ANGELO



ARCTIQ



BLAZE



SIROCCO



CHOCOLATE PATTERN



MAHARAJA DOOR

Specifications

- Opening Direction - Left or Right
- Door Frame Height - 2050mm/2350mm
- Door Frame Width - 1500mm
- Door Leaf Thickness - 70mm



TWIN DOOR

Specifications

Opening Direction - Left to Right
Door Frame Height - 2050mm/2350mm
Door Frame Width - 960mm/1050mm
Door Leaf Thickness - 50mm



DOUBLE DOOR RIO



COMPOSITE DOOR

Specifications

Opening Direction - Left or Right
Door Frame Height - 2050mm/2350mm
Door Frame Width - 1500mm
Door Leaf Thickness - 70mm



COMPOSITE DOOR DIGNITY



COMPOSITE DOOR ARCTIQ



COMPOSITE DOOR SIROCCO



THE BENEFITS



NEARLY IMPOSSIBLE TO BREAK INTO - The obvious benefit of **SAFETY STEEL DOORS** is the protection it provides. A robber would have to use a sophisticated machine of some sort to open the locks on a steel door. In fact, most doors are actually drill-proof, and special devices are required to open them. Fortunately most burglars are not going to want to draw attention to themselves by attempting to open your steel door.

FIREPROOF - The material used on **SAFETY STEEL DOORS** makes them resistant to fire. Many security doors are made from galvanized iron or galvanized steel. If galvanized metal burns at all, it will burn very slowly. For this reason, people sometimes place steel doors inside the house to prevent fire from spreading quickly.

ENERGY EFFICIENT - A main benefit of **SAFETY STEEL DOORS** that people often overlook is their ability to reduce your energy bills. During hot months, security doors can be bolted while the main door is left open, allowing a cool breeze to circulate through the house. In winter, the extra layer of steel helps insulate the doorway from chilly wind.

ECO FRIENDLY - **SAFETY STEEL DOORS** are Eco-Friendly as they do not use wood for manufacturing. This in turn saves trees and helps protect the environment

RUST PROOF - **SAFETY STEEL DOORS** are given three stage anti rust coating which ensure superior moisture resistance & a rust free life.

TERMITE PROOF - **SAFETY STEEL DOORS** are termite resistant and do not suffer any problem which is common with wooden doors.

TOUGH AND LONG - **SAFETY STEEL DOORS** are extremely durable, and are not prone to cracks or other imperfections that result from misuse. Pressure or harsh weather conditions

VISUALLY APPEALING - Despite the common opinion, **SAFETY STEEL DOORS** actually add to the curb appeal of your home. They are now manufactured in a vast array of designs and colors to complement any home decor. They provide a polished look to the exterior of your home, while simultaneously increasing your property's value.

EASE OF ACCESS - The bottom part of the door frame is welded low so wheelchairs and other wheeled devices can pass through the doorway easily, You also don't have to worry about young children or pets injuring themselves on the door because they are welded low. **SAFETY STEEL DOORS** are an excellent investment. They deter potential intruders, improve the appearance of your home, and are virtually indestructible. Even those who already have a home security system will benefit from the many attributes a steel door provides to your property.





BASIC TIPS

FIXING, INSTALLATION

Ensure correct opening specification (left or right) before placing the order and installation the door.

The clearance provided shall be plumb & without any undulation. A clearance of 5mm shall be provided more than the size of the door.

Example: For 2100mm x 960mm, the clearance should be 2105mm x 965mm

Install safe plumb level and in true alignment.

Frame shall be fastened (using anchor fastener) to the adjacent structure to retain their position and stability. Use 3 inch to 6 inch long 12mm. Die fasteners preferably and a drill bit of 12mm. To create necessary hole in the wall. Adjust door for proper operation, free from any defects.

Fill frame with grout. Grout (Optional) shall be mixed to provide a 102mm or 4 inch max., Slump consistency.

Safe should be installed preferably after flooring work is complete.

Gaps between frame and retaining wall, if any, may be filled with Fischer multi foam.

MAINTENANCE

Check the hinges regularly to see if they seem to squeak. If they do, use light weight household (sewing machine) oil to lubricate them in working order.

CLEANING






Remove dirt and take a mild detergent at a concentration of 1 cup in 20 h. of warm water. Rinse with clean water after washing and allow to dry completely. Wipe the surface using dry cloth. Polish with wax suitable for automobile use.

PRECAUTIONS DURING STORAGE

Stock vertically under cover at the site or in godown. Do not use non-vented plastic or canvas shelters. Should the wrappers become wet, remove and replace immediately. Provide 1 inch (6mm) space between doors to promote air circulation.



LOCKS



COST COMPARISION (BALCONY, KITCHEN BACK DOOR, TERRACE DOOR)

	WOODEN DOORS (42" X 91")		STEEL DOORS (incl installation) (42" X 91") 50mm
1	Frame Cost (3.5" X 5")	120000	MAX 30,000/-
2	Door 1.5" thk (43mm) (3'6" x 7")	300000	
3	PU Polish	7500	
4	Handle	1000	
5	Hinges 4 Hinges	500	
	TOTAL	51000/-	

COST COMPARISION MAIN DOUBLE DOORS (Main & Safety Door)

	WOODEN DOORS (42" X 91") MAIN DOUBLE DOOR		STEEL DOORS (incl installation) (42" X 91)
1	Frame Cost (4" X 6")	18000	65,000/-
2	Door 2.5" thk (3'6" X 7'6")	30000	
3	PU Polish	10000	
4	Handle	3500	
5	Hinges	500	
6	3 Locks	3000	
7	Safety Wooden Door	30000	
8	SS Jali	5000	
9	PU Polish	10000	
10	Locks and Handle	6000	
	TOTAL	1,16,000/-	65,000/-





KINGS

SAFETY STEEL DOORS

DOORS & MORE

B-03 & 04, Ground Floor, Laxmi Apartment, Anand Nagar,
Vasai Road (West), Dist. Palghar - 401 202
Contact : +91250 - 2343747 | 9819213747 | 8080313747
Website : www.safetysteeldoors.com
Email : contact@safetysteeldoors.com